

CASE

SIMPLE - PRACTICAL - CUSTOMIZED

in
work

Lifestyle Ideas



Lifestyle Ideas



inwork.id



inwork.id



+62 21 54361116 ext 228

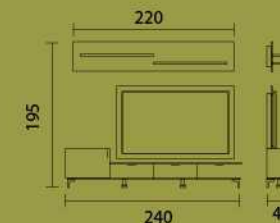
case.inwork.id

LIVING ROOM

Creating an atmosphere that specifically suit an individual's style and taste can be an adventure. CASE presents customised furniture that is simple and practical, configured to match up to specific details as style, dimension and colour. Creating your own interior style has never been so easy.

01. PCI001-01-SET

TV cabinet with wall panel



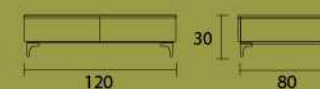
02. PCI007-02-00

Credenza



03. PCI009-02-00

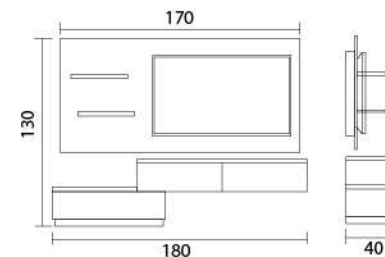
Coffee table



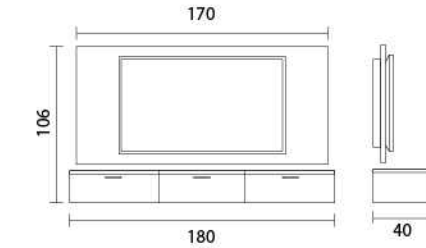
CASE wall hanging TV cabinet offer limitless storage configuration with up to date function and features such as concealed wire access, USB charging ports, and vertical storage space. Optional bases in chrome metal, and wood panels are also available.



01. PCI003-01-WP1808-HS
TV cabinet with wall panel



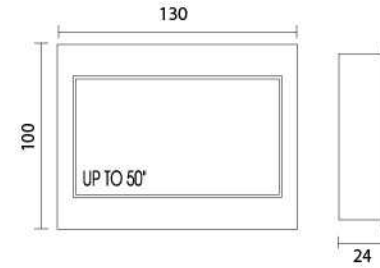
02. PCI005-03-WP1808
TV cabinet with wall panel




Various wood tone and accessories such as drawer handles can offer different style and feel. Configuring CASE to its details will project unique individual styles.

Furnishing living room with harmonious natural colours from CASE gives your home its warmth and relaxation.

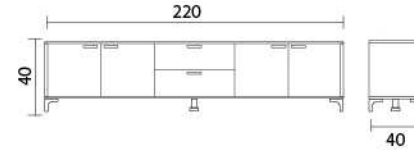
01. PCI301-01-00
TV panel with storage



02. PCI005-03-00
Hanging cabinet



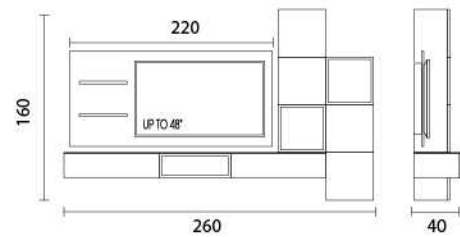
03. PCI006-01-00
Credenza



CASE hanging TV panel has swing open option, concealing innovative storage space behind TV unit. A display of CASE smart storage function, design with innovation

CASE TV Panel configured with hanging storage adds storage space while presenting neat aesthetically matching look. Function is designed with styling benefit only with CASE furniture

01. PCI005-06-00
TV Cabinet with hanging storage

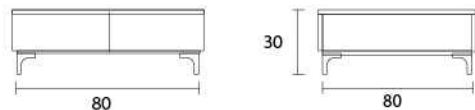


COFFEE TABLE

CASE coffee table is more than what you see from the outside. Drawers underneath CASE coffee table presents storage space for remote control, blankets, or even snacks within reach.




02. PCI009-01-00
Coffee Table






WARDROBE

CASE lets you have your dream wardrobe in just 2 easy steps.



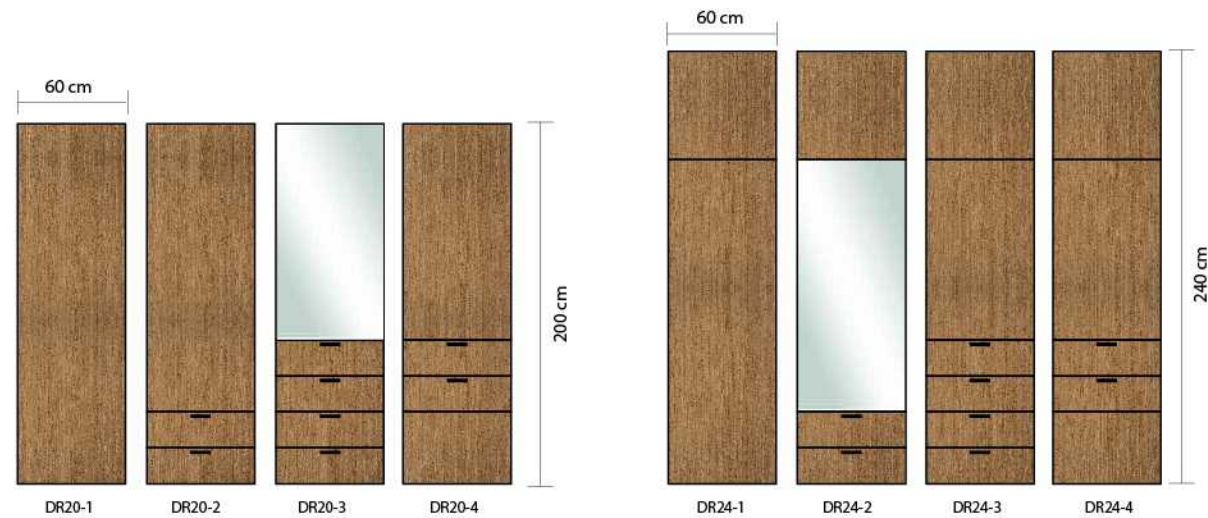
STEP 1

Determine the interior storage combination that you need




STEP 2

Choose the wardrobe door that suits your style



CASE wardrobe system is designed to accommodate any storage requirement with practical solution. Combine pre-configured wardrobe alternatives, then select door and drawer finishes to complete wardrobe that suits you functionally and aesthetically.

DOOR COLOUR SELECTION

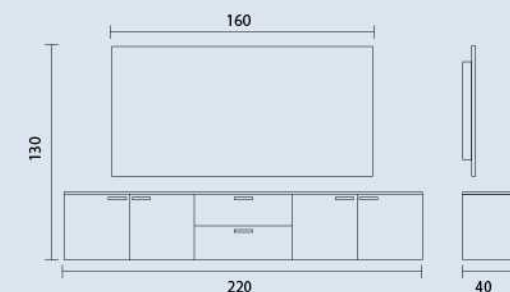




WELCOME AREA

CASE transforms entryway into functional innovative space.

PCI004-05-MR1606



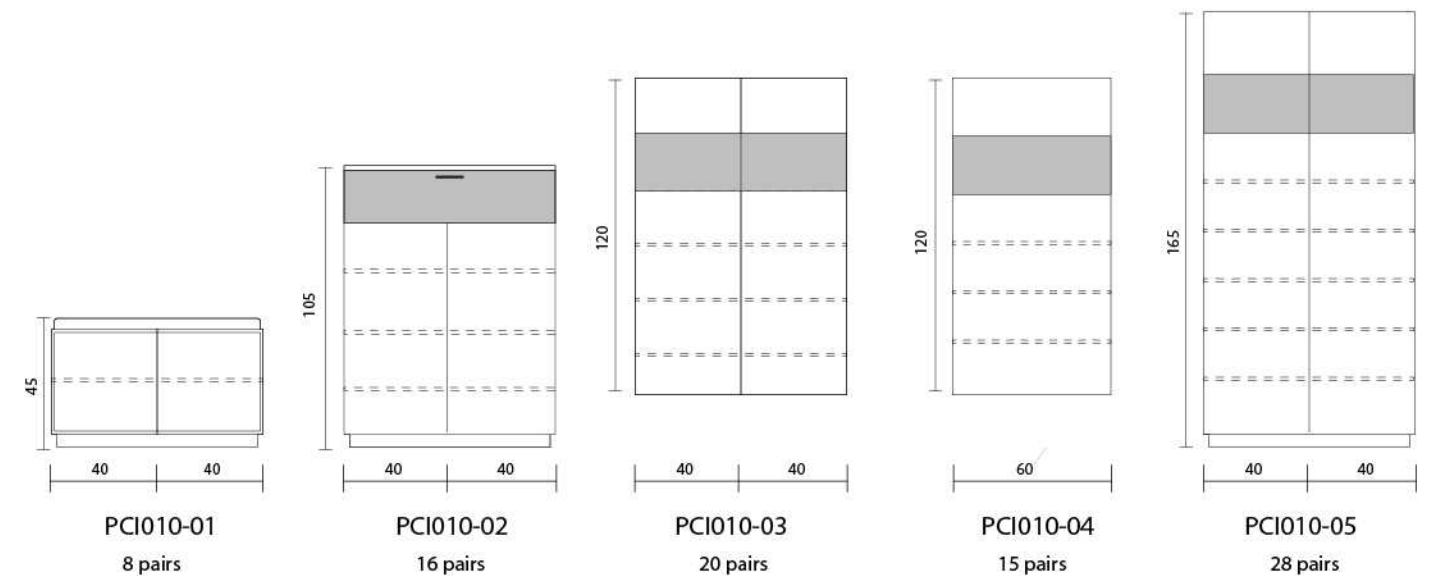


The right shoes take you walking to greatest destinations. CASE shoe rack modules ensure your footwear is stored in good condition. Make the most of your welcome area and keep your shoes handy whenever you need them.

- 01. PCI010-01-00**
Low shoerack with cushion
- 02. PCI010-02-00**
Shoerack with drawer



SHOERACK MODULES



Depth : 40

MODULES

HEIGHT WIDTH	20	40	60	80	120	160	180	200
40								
60								
80								

Depth 60 cm

for wardrobe & fittings

Depth 40 cm

TV cabinet, storages,
side table
& foyer cabinet.

Depth 30 cm

bookcase, accessories
cabinetry & shoerack

SHELVES Thickness: 2.5

40 x 20

60 x 20

80 x 20

120 x 20

SKIN ADD SKIN ON TOP, SIDES AND BOTTOM OF CASE MODULES FOR MORE APPEALING LOOK

NO SKINS
Simple & Clean

12 MM TOP SKIN

25 MM TOP SKIN

37 TOP SKIN

12 MM TOP SKIN
12 MM SIDE & BOTTOM SKIN
Minimalist & sleek

25 MM TOP SKIN
12 MM SIDE & BOTTOM SKIN
Contemporary

37 MM TOP SKIN
12 MM SIDE & BOTTOM SKIN
Bold & mature

COLOUR

MODULE & SKIN

C01
White

C02
Dark Grey

SKIN ONLY

C11
Alder

C12
Desert Oak

C13
Mocha Maple

C14
Rosewood

C15
Elmwood

DRAWER

WIDTH HEIGHT	40 (1 DRAWER)	40 (2 DRAWERS)	40 (3 DRAWERS)	60 (1 DRAWER)	60 (2 DRAWERS)	60 (3 DRAWERS)	80 (1 DRAWER)	80 (2 DRAWERS)	80 (3 DRAWERS)
20		X	X		X	X		X	X
40									
60									

WALL & TV PANEL

HEIGHT LENGTH	80	100
40		
60		
80		
120		
160		
180		
200		

MIRROR

HEIGHT LENGTH	60	100
40		
60		
100		
120		
140		
160		
180		

HANDLES

H01
Square

H02
Bar

H03
U-shape

PTO 01 for wardrobe
PTO 02 for drawer & cabinet

METAL LEGS

L01
Corner

L02
Support

L08
Base

ALL DIMENTION IS IN CENTIMETER