

ACCESSORIES

GRANADA Metal Storage

Designed with Fastener Free Installation,
Granada Promotes Quick and Easy Assembly



LOCKER

Variety Sizes Locker with Heavy Duty
Concealed Hinges



AISL15BLFF

AISL4

FILING CABINET

Full Extension Filing Cabinet with Anti-tilt
to Prevent Tipping Over



A4DRFFCSH



A3DRFFCSH



Anti
Tipping



Multi Folding
Structure



Fastener Free



AFSLDG



AST3



ASTPG

GRANADA Grey Combi



B4DR



BST3



BSLG



BSL2



GRANADA Mobile Compactor

Latest Adjustable Foot Cap Technology, No Drill Hole & Metal Plate Insert Required



Mechanical Compactor




Manual hand-push Compactor



Adjustable Foot Cap



Spacious & Safe Platform



Smooth Anti-Tilt Mechanism



Lateral Frame (for A4 & A3 File Storage)



Central Locking System



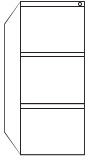
Name Tag Holder

NOBI Trash Bin

Modern Stainless Steel Trash Bin

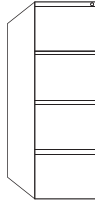


GRANADA



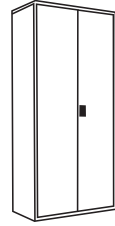
FILING CABINET 3 DRAWERS

A3DRFFCSH W47 - D62 - H101



FILING CABINET 4 DRAWERS

A4DRFFCSH W47 - D62 - H132



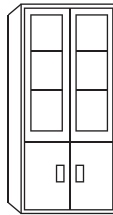
METAL CUPBOARD

AST3 W92 - D47 - H183




CABINET GLASS SLIDING DOOR

AFSLDG W92 - D47 - H183



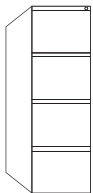
METAL CUPBOARD

ASTPG W100 - D46 - H183



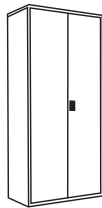
LOCKER 15 DOORS

AISL15BLFF W90 - D46 - H183



FILING CABINET 4 DRAWERS

B4DR W46 - D62 - H133



METAL CUPBOARD

BST3 W90 - D40 - H185



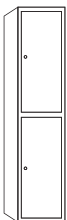
CABINET GLASS SLIDING DOOR

BSLG W90 - D40 - H185



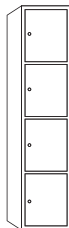
LOCKER 2 DOORS

BSL2 W38 - D45 - H185



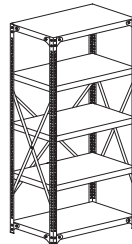
LOCKER 2 DOORS

AISL2 W38 - D46 - H183



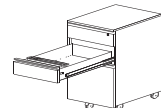
LOCKER 4 DOORS

AISL4 W38 - D46 - H183



SLOTTED ANGLE METAL RACK

ASAR W92 - D46 - H200



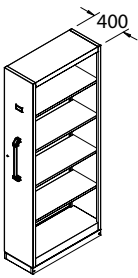
METAL MOBILE PEDESTAL

MBSH W40 - D50 - H66

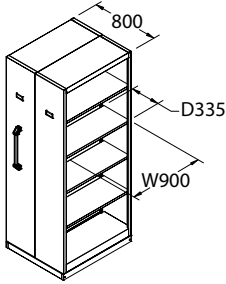
COMPACTOR

HAND-PUSH COMPACTOR

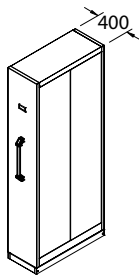
STANDARD BAY TYPES



Single Bay with Lock (Bay A)

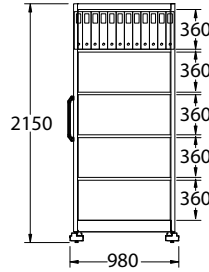


Double Bay with Lock (Bay B & C)



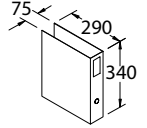
Single Bay (Bay B)

BAY DEEP AND CAPACITY

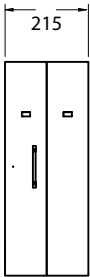


1 BAY DEPP

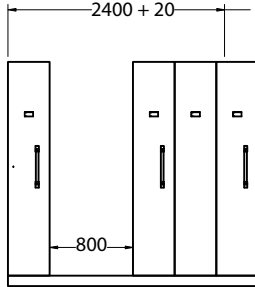
12 arch files (A4) per shelf
1 bay 60 arch files



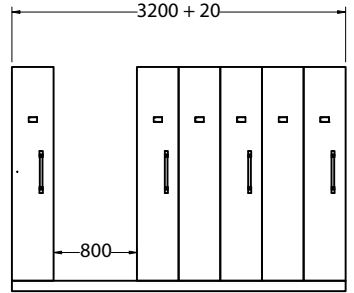
BAY CONFIGURATIONS



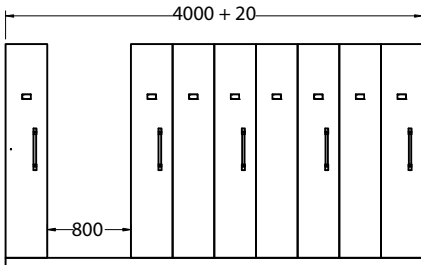
2 BAY



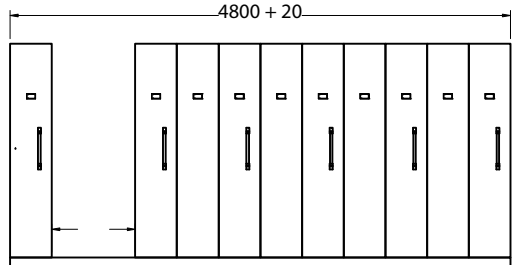
4 BAY



6 BAY



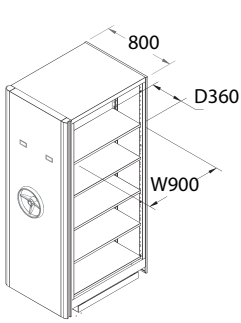
8 BAY



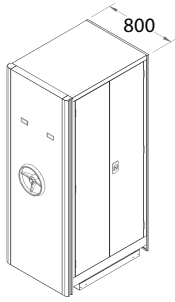
10 BAY

MECHANICAL COMPACTOR

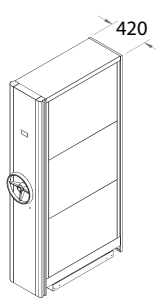
STANDARD BAY TYPES



Double Bay

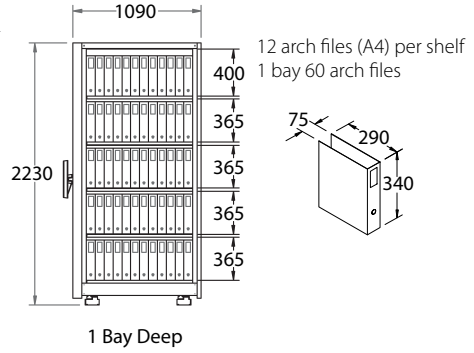


Double Bay
with Lock



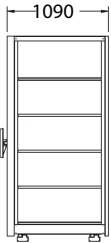
Single Bay
with Lock

BAY DEEP AND CAPACITY




1 Bay Deep

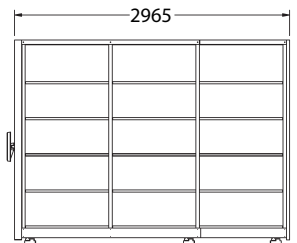
BAY CONFIGURATIONS



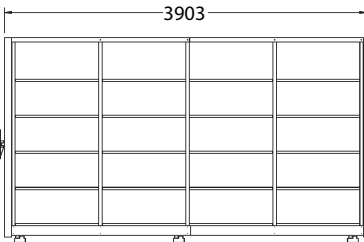
1 BAY DEEP



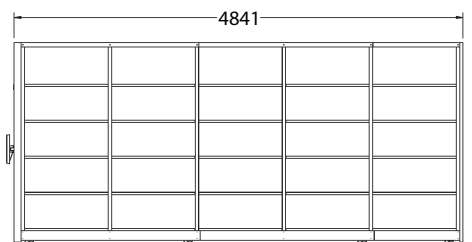
2 BAY DEEP



3 BAY DEEP

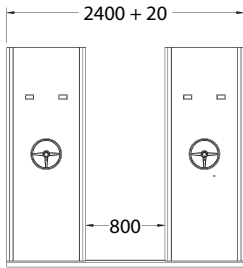


4 BAY DEEP

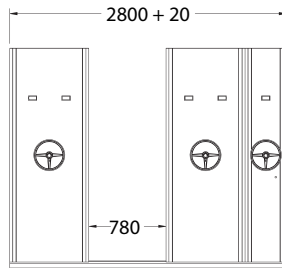


5 BAY DEEP

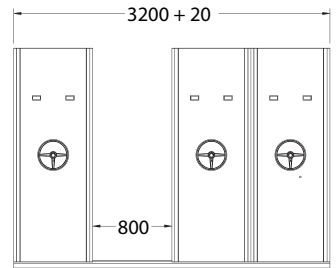
BAY CONFIGURATIONS



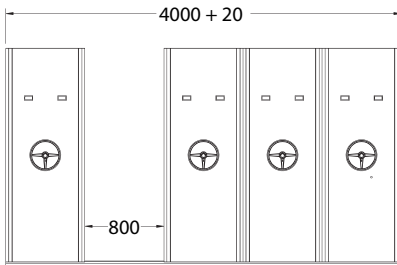
4 BAY



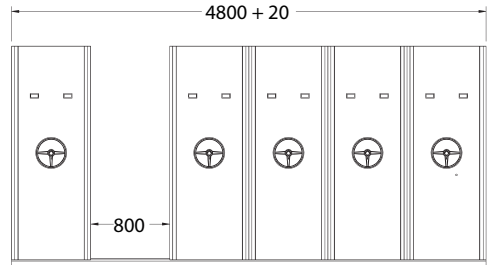
5 BAY



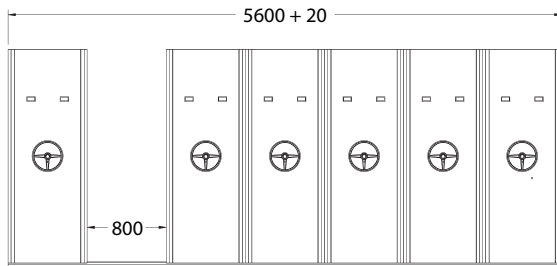
6 BAY



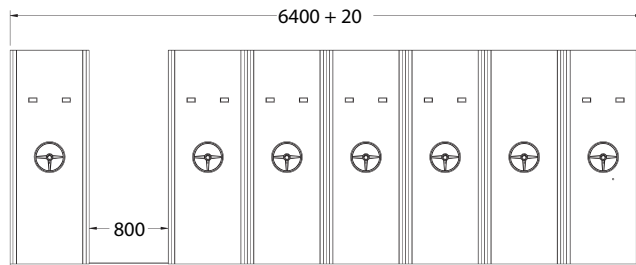
8 BAY



10 BAY

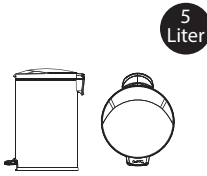


12 BAY



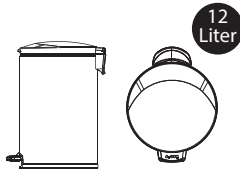
14 BAY

NOBI TRASHBIN



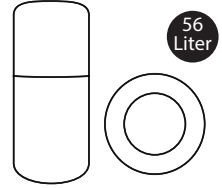
ROUND SHAPE PEDAL TRASH BIN

UT5L W21,2 - D27,4 - H32,8



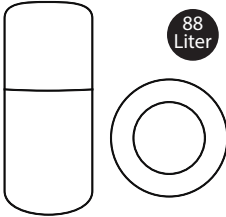
ROUND SHAPE PEDAL TRASH BIN

UT2L W25,6 - D33 - H41,2



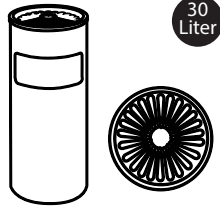
TRASHBIN

AEK9078 Dia. 32 - H70




TRASHBIN

AEK9080 Dia. 38 - H77,5



TRASHBIN

YH17001 Dia. 29,5 - H60



TRASHBIN

YB3001 Dia. 31,5 - H61